



In the business of positive energy

A European Leader in Renewable Operations

Company Profile - 2026

Who We Are



 **INDEPENDENT**
Established in 2008,
independent ever since

 **PAN-EUROPEAN**
Operating across 17 countries
through 67 locations

 **UTILITY-SCALE**
Servicing over 11 GW
generating €2.2bn annual sales

 **RENOWNED CLIENTS**
Our clients are world leaders in
renewables

 **MULTI-TECHNOLOGY**
Wind, solar, hydro
and battery storage



What We Do



WE MANAGE

World-class technical and commercial management services



WE CHECK

Bespoke technical audits, due diligence, plant inspections



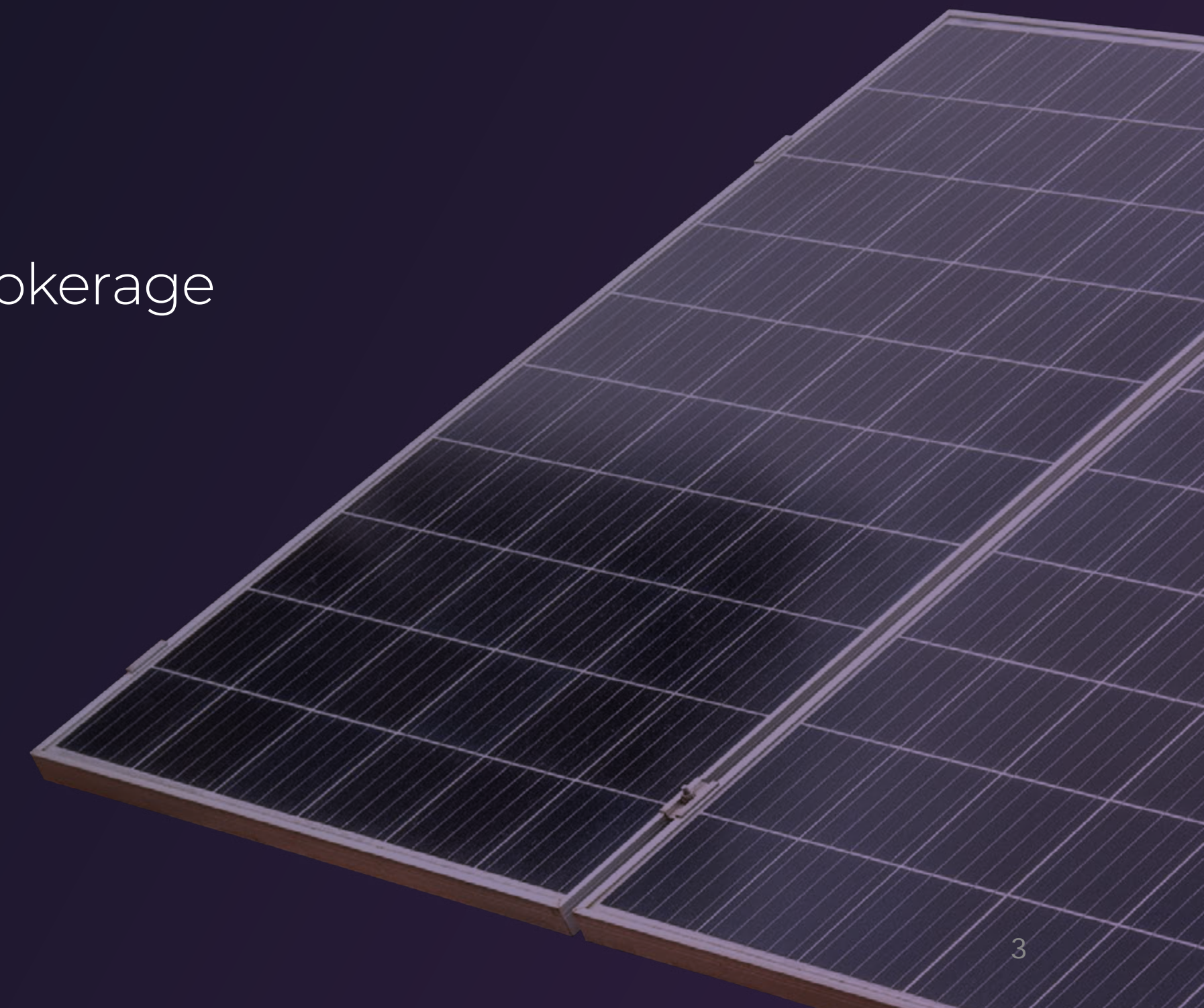
WE MONITOR

Market-leading monitoring, performance and analysis software



WE INSURE

Tailor-made insurance brokerage and audits



Company Highlights



2008

WPO established
18 years of successful history

17

countries

Good

Banque de France
credit rating

€62m+

long-term order-book
revenue

140

staff

9001
14001
27001
45001

ISO

certified

Industry recognition



WPO is compliant with the EU's SFDR Art. 8 for Impact investment in terms of: Turnover, Capex and Opex

Listed in Financial Times FT-1000 – one of the Europe's Fastest Growing Companies 2017



Listed in top 5 wind operations companies in France (Cap Gemini – France Renouvelables), 2024



ISO Certifications



EcoVadis Silver Medal, 2023 - 2024 - 2025



Serviced Portfolio



€2.2bn

electricity production
per annum

€13bn

assets under
service

11 GW

operating plants
serviced

98%

average contract
availability

1205

project
sites

1500+

asset inspections
per annum

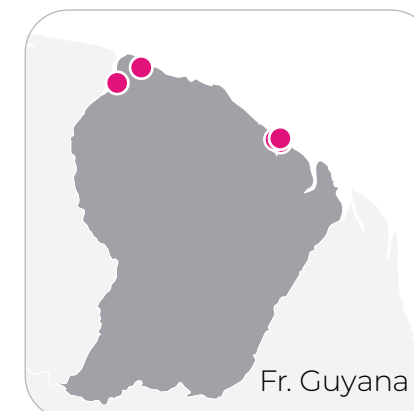
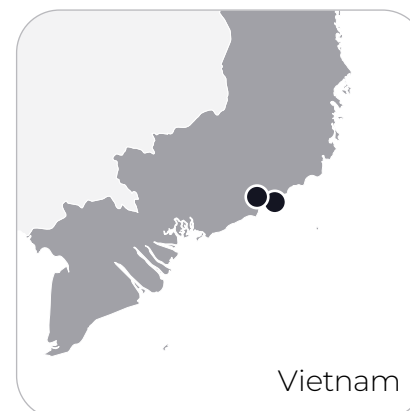
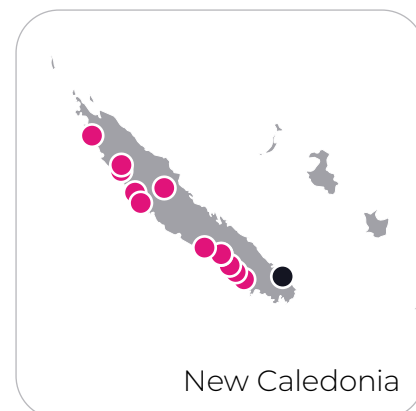
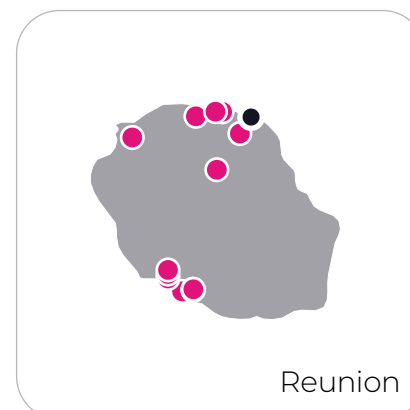
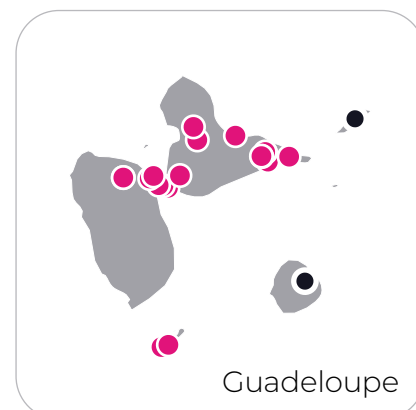
Stretching Out



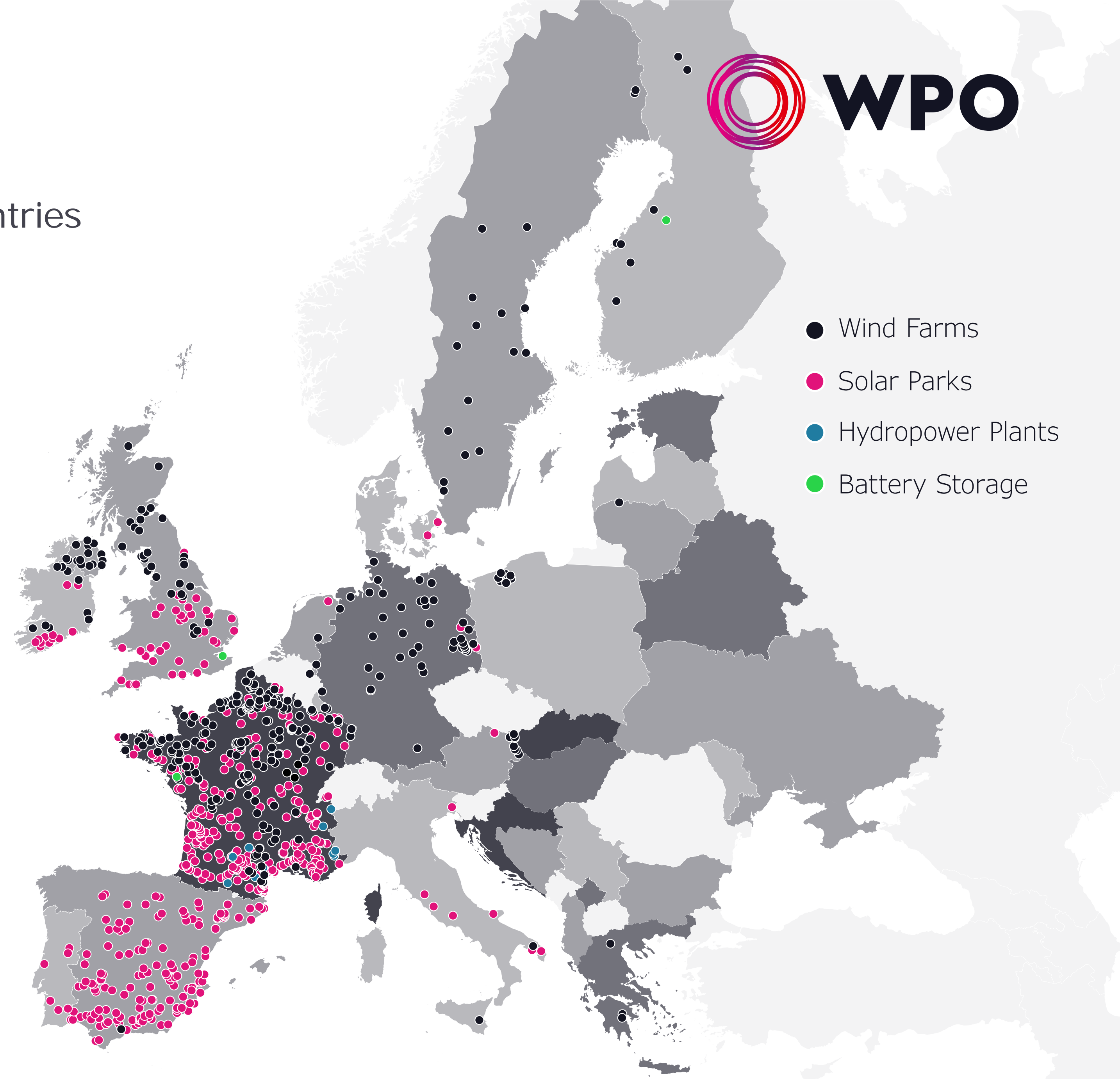
We operate in 17 European & overseas countries

Austria	Greece	Portugal
Belgium	Ireland	Spain
Denmark	Italy	Sweden
Finland	Lithuania	United Kingdom
France	Netherlands	Vietnam
Germany	Poland	

Overseas sites



- Wind Farms
- Solar Parks
- Hydropower Plants
- Battery Storage

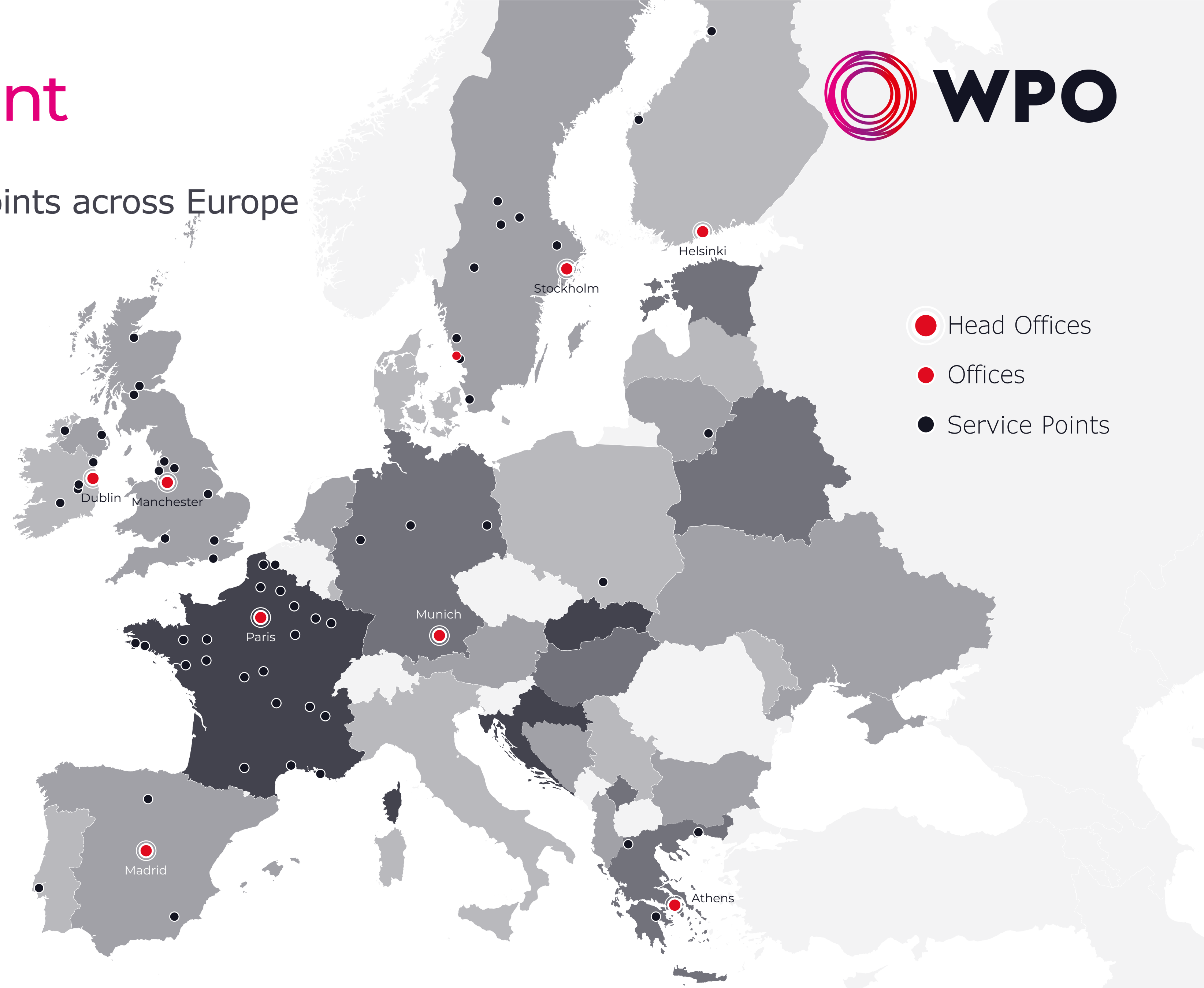


European Footprint



140 staff | 67 offices & service points across Europe

Finland
France
Germany
Greece
Ireland
Portugal
Spain
Sweden
United Kingdom



Market Differentiators



What sets us apart?

CLIENT CENTRIC CULTURE

our business relies on complete customer satisfaction

EXCELLENT TRACK RECORD

with major international asset owners & fund managers

OUR OWN MONITORING & ANALYSIS SOFTWARE

is a successful Software as a Service

MARKET LEADING DIGITALISATION CAPABILITY

enabling smarter management and secure data – NIS2 compliant, certified to ISO 27001

TOTALLY INDEPENDENT

no development assets, no O&M contracting, no conflict of interest

AGILE, FLEXIBLE, PRIVATELY OWNED ENTERPRISE

lean, efficient, integrated organisation

BROAD MARKET REACH

active in 17 European countries

Management Board



Barthélémy Rouer
CEO



Duncan Levie
MD, SALES



Alexandre Bertrand
MD, DIGITALISATION



Christophe Cuzol
TECHNICAL OPERATIONS



Lara Moretti
HUMAN RESOURCES



Hugues Thibault
CFO



Delphine Hubas
HSEQ



Growth

Over our 18 year history



STAFF



SERVICED PORTFOLIO



Utility Scale

Servicing 11 GW 24/7/365




WIND



2026	6,718 MW
2018	2,770 MW
2013	420 MW
2008	48 MW

SOLAR



2026	4,189 MWp
2018	707 MWp
2013	85 MWp
2008	24 MWp

BATTERY STORAGE



2026	610 MWh
2021	25 MWh

HYDROPOWER



2026	15 MWe
2021	15 MWe

Wind Portfolio



Market Share: France = 2,986MW (12% capacity)
 Sweden = 849 MW (5%), UK = 617 MW (4%)

6,718 MW

UNDER SERVICE

403

SITES

2,645

WIND TURBINES

370+

PROJECT COMPANIES

BRAND	SITES	WTG	MW
Vestas	132	952	2,448
Nordex	88	543	1,707
Enercon	80	410	814
Senvion	45	301	715
Siemens	19	172	409
Siemens-Gamesa	10	47	202
GE	10	67	189
NEG Micon	3	77	114
Gamesa	7	59	94
SGRE	2	10	20
Acciona	2	2	4
Bonus	3	3	1
Micon	2	2	1
TOTAL	403 SITES	2,645 WTG's	6,718 MW

Solar Portfolio



Market Share: France = 1,804 MW (6% capacity)
Spain = 1,269 MW (4%), UK = 555 MW (3%)

4,189 MWp

UNDER SERVICE

784

SITES

6%

OF TOTAL CAPACITY IN FRANCE

760+

PROJECT COMPANIES

TECHNICAL
AND/OR
COMMERCIAL
ASSET
MANAGEMENT

BRAND	
AUO	REC
BP Solar	Renesola
BenQ	Scheuten Integra
Bosch Solar	Schüco
Canadian Solar	SD Power
C SUN	SolarEdge
Daqo	SolarWorld
ET Solar	Sopray
First Solar	Sunpower
FranceWatts	Suntech
FT Solaire	SunVivo
Huawei	Talesun
IBC Solar	Tenesol
Jetion	Trina Solar
Jinko	Universal
Phono Solar	Upsolar
Photowatt	VMH Energies
QCells	Voltec

Hydropower & Battery Storage



Entered hydro and battery storage markets in 2021
 Battery storage market share: France (9% capacity), UK (4% capacity)

320 MW / 610 MWh
 UNDER SERVICE

13
 SITES

10
 HYDROPOWER PLANTS

3
 BATTERY STORAGE FACILITY

HYDROPOWER PLANTS	
TURBINE TYPES	OEM
Francis	Andritz
	Escher Wyss
	HPP
Pelton	Hydrorealisation
	Mecamidi
Kaplan	Toye
	Zeco
Capacity	15 MW

STORAGE PLANTS	
BATTERY CONTAINERS	OEM
180	Tesla / CATL / Saft / Fluence
Capacity	610 MWh / 305MW

Asset Management

Safe, Reliable, Fit-for-purpose



TECHNICAL

- Performance analysis
- Monitoring & Reporting
- Warranty management
- PPA¹ monitoring
- ESG² Reporting
- Permitting compliance



SITE MANAGEMENT

- Contractor management
- Stakeholder management
- Site custody
- Statutory inspections
- HSE³ compliance



COMMERCIAL

- Contracts Management
- Directorship mandates
- Insurance
- Off-taker management
- Procurement
- Project compliance



FINANCIAL

- Accounting
- Cash management
- Company secretarial
- Lender compliance
- Forecasting & budgeting



24/7 OPERATIONAL CONTROL

- Site access & egress management
- Emergency response in local language
- Live grid monitoring
- Control Point services
- ICPE⁴ and WTSR⁵ compliance
- NIS2⁶ compliance

¹ Power Purchase Agreement

² Environmental & Social Governance

³ Health & Safety, Environment

⁴ Installations Classées pour la Protection de l'Environnement

⁵ Wind Turbine Safety Rules

⁶ Network and Information Security 2 Directive

Specialist Services

Ensuring you get the most out of your assets



TECHNICAL ADVISORY

- Due-diligence
- Performance Analysis
- Technical Opinions
- HSEQ Audits



TECHNICAL INSPECTIONS

- End of Warranty
- Commissioning
- Bespoke Testing & Measurements
- HSEQ Checks



PROCUREMENT & TENDERING

- Sourcing
- Tendering
- Contracting



INSURANCES

- Policy Audits
- Brokerage
- Claims Management
- In association with **enrsur**



DIGITAL SOLUTIONS

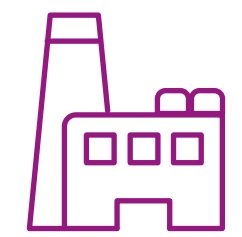
- WPO Dashboard
- WPO CyberShield

Technical Audits & Inspections

Reducing your operations, maintenance, and insurance costs



Critical moments for inspecting your assets




Manufacturing




Commissioning



End of warranty



Audit or change of O&M



End of Operation and Lifetime Extension



- Revenue increased
- Costs saved
- Lifetime extended
- Safety first

Everywhere in Europe

Highly Skilled
technical team

4500+
technical
inspections

80+ years
team experience
cumulated

Cyber Security Management

NIS2 obligations - we take care of them



Turn your NIS2 obligations into a manageable process

WPO CyberShield provides scalable, cost-efficient solutions to achieve and maintain NIS2 compliance

De-risk your operations with a shared-security approach

- Centralized governance of your plants' IT and OT assets
- Built-in NIS2 and ISO 27001 compliance through WPO's secure perimeter
- Joint management of cybersecurity obligations within a unified security baseline & controls


NIS2 COMPLIANCE FOR NEW OR EXISTING CLIENTS, EVERYWHERE IN EUROPE

Software As A Service



Market-leading asset monitoring, performance and analysis platform

DESKTOP
and **MOBILE**



Complete overview
of your assets



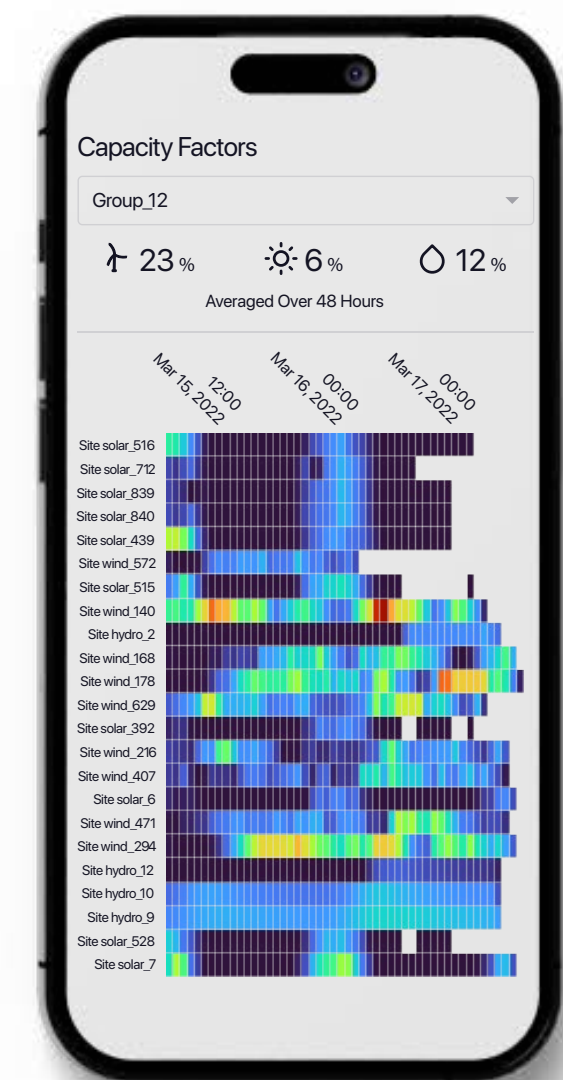
Best health KPIs
for asset managers



By Experts
For Experts



Secured & adapted
to you



Software As A Service



Securing data, minimising clicks, enhancing visibility, delivering trust



They trust WPO





In the business of positive energy

This document contains proprietary and confidential information which is provided on a commercial in confidence basis. No part of this document may be reprinted or reproduced without the express consent of WPO.

Quoted figures and statistics pertaining to WPO's operations are taken from company records relating to January 2026.

WPO accepts no responsibility whatsoever in respect of or arising out of or in connection with the contents of this document. If others choose to rely in any way on the contents of this document they do so entirely at their own risk.

WPO does not make any representation or warranty, express or otherwise as to the accuracy or completeness of the data used in this document, and nothing contained herein is, or shall be relied upon, as a promise or representation, whether as to the past or the future in respect of that data.

© Copyright 2026 WPO SAS