



In the business of positive energy

A European Leader in Renewable Operations

Company Profile - 2023


Who We Are



 **INDEPENDENT**
Established in 2008,
independent ever since

 **PAN-EUROPEAN**
Operating across 13 countries
through 37 locations

 **UTILITY-SCALE**
Servicing over 7.7 GW
generating €1.5bn annual sales

 **RENOWNED CLIENTS**
Our clients are world leaders in
renewables

 **MULTI-TECHNOLOGY**
Wind, solar, hydro
and battery storage

 **INDUSTRY RECOGNITION**
Listed in Financial Times FT-1000 -
Europe's Fastest Growing Company 2017



What We Do



WE MANAGE

World-class technical and commercial management services



WE CHECK

Bespoke technical audits, due diligence, plant inspections




WE MONITOR

Market-leading monitoring, performance and analysis software



WE INSURE

Taylor-made insurance brokerage and audits



Company Highlights



2008

WPO established
15 years of successful history

13

countries

Good

Banque de France
credit rating

€45m+

long-term order-book
revenue

100

staff

9001
14001
45001 ISO

certified

Serviced Portfolio



€1.5bn

electricity production
per annum

€10bn

assets under
service

7.7 GW+

operating plants
serviced

97%+

average contract
availability

1100

project
sites

1000+

asset inspections
per annum

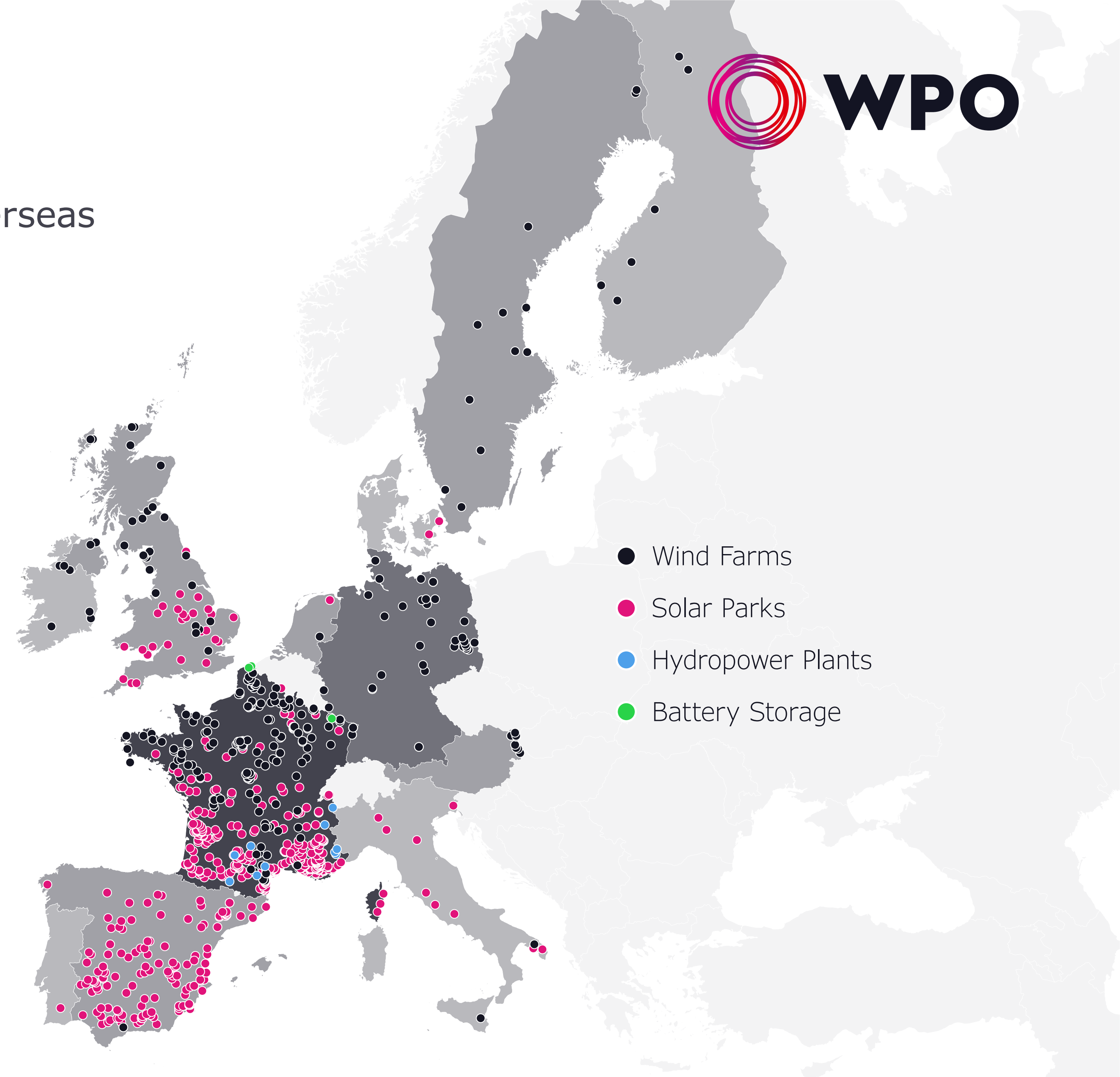
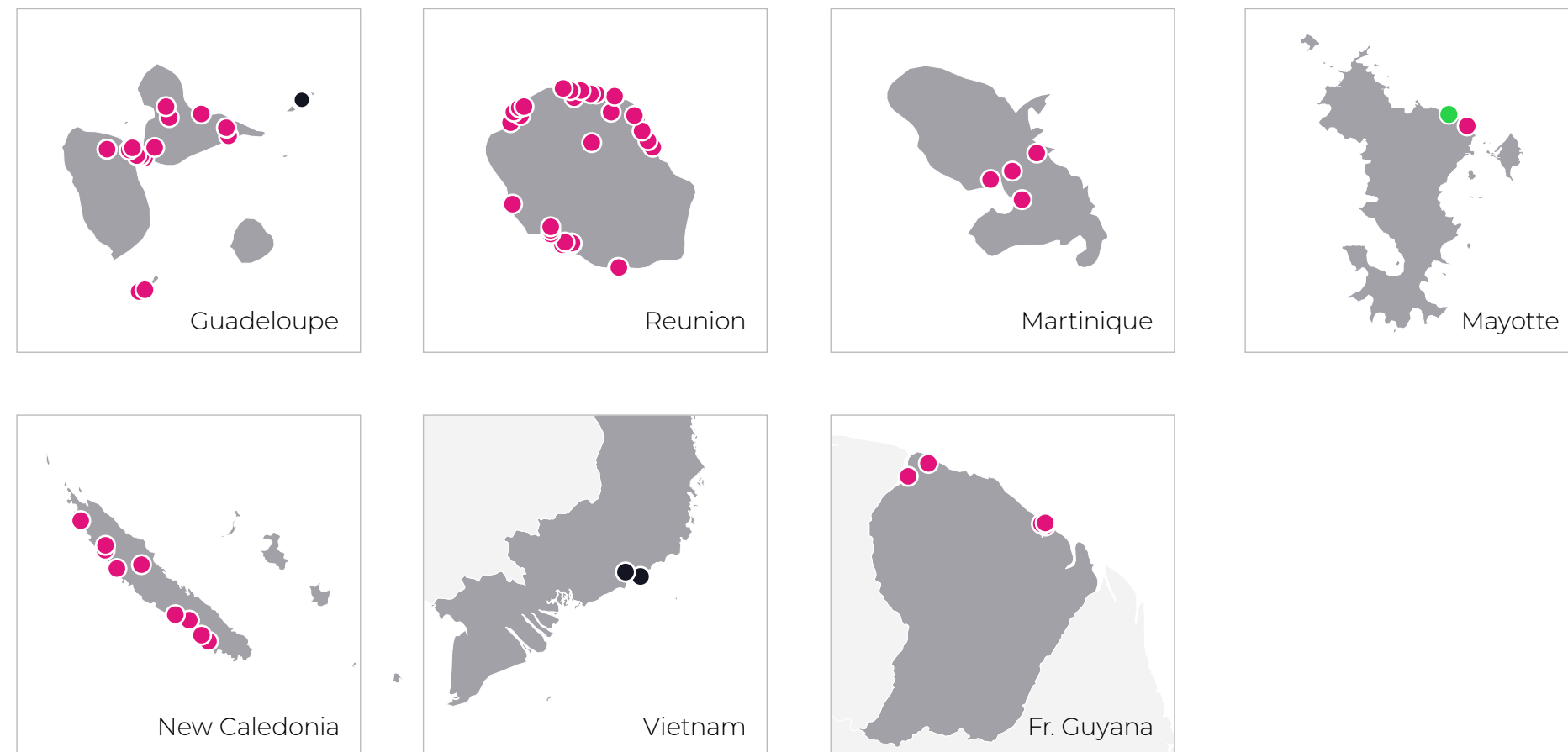
Stretching Out



We operate in 13 European countries & overseas

Austria	Ireland	Sweden
Denmark	Italy	United Kingdom
Finland	Netherlands	Vietnam
France	Portugal	
Germany	Spain	

Overseas sites




European Footprint



100 staff | 37 offices & service points across Europe

Finland
France
Germany
Ireland
Portugal
Spain
Sweden
United Kingdom



Management Board



Barthélémy Rouer
CEO



Alexandre Bertrand
MD, DIGITALISATION



Duncan Levie
MD, SALES



Christophe Cuzol
TECHNICAL OPERATIONS



Lara Moretti
HUMAN RESOURCES



Hugues Thibault
CFO



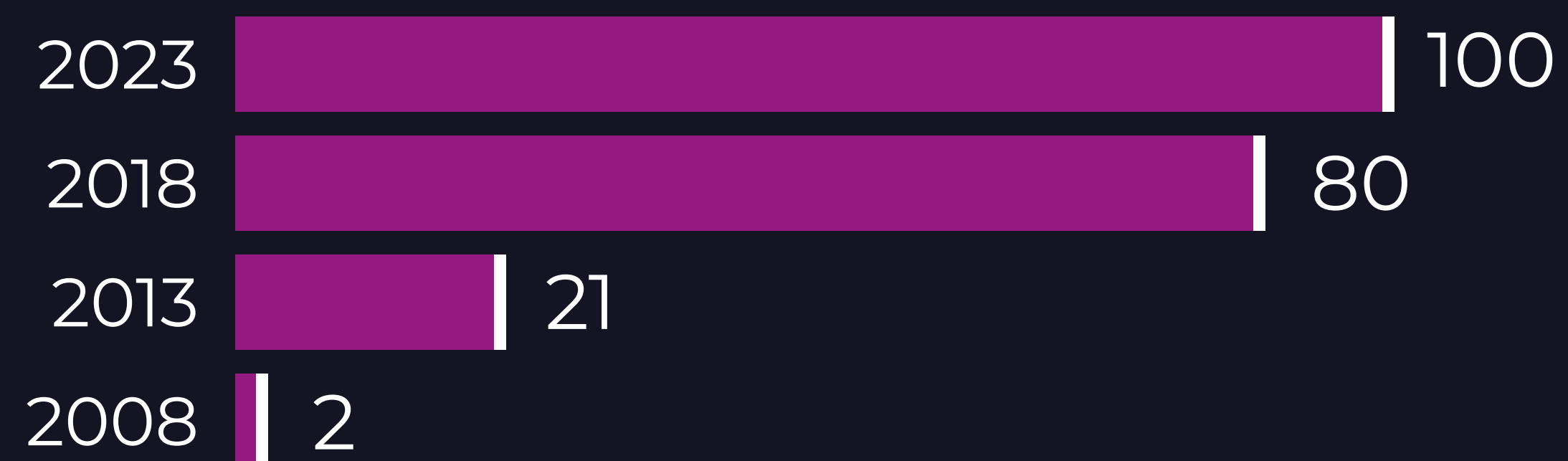
Delphine Hubas
HSEQ

Growth

Over our 15 year history



STAFF



SALES



Utility Scale

Servicing 7.7 GW 24/7/365




WIND



2023	4,920 MW
2018	2,770 MW
2013	420 MW
2008	48 MW

SOLAR



2023	2,656 MWp
2018	707 MWp
2013	85 MWp
2008	24 MWp

BATTERY STORAGE



2023	90 MVA
2021	25 MVA

HYDROPOWER



2023	15 MWe
2021	16 MWe

Wind Portfolio



Market Share: France (13% capacity), Sweden (4%), UK (3%) and Finland (3%)

4,920 MW

UNDER SERVICE

320

SITES

2,091

WIND TURBINES

270+

PROJECT COMPANIES

BRAND	SITES	WTG	MW
Vestas	104	763	1,939
Nordex	61	341	909
Enercon	80	412	823
Senvion	36	226	498
Siemens	10	90	218
GE Wind	11	71	195
Gamesa	9	67	110
NEG Micon	2	71	107
Envision	2	33	83
Fuhrländer	2	11	22
Acciona	2	2	4
TOTAL	320 SITES	2,091 WTG's	4,920 MW

Solar Portfolio



Market Share: France (9% capacity), Spain (4%) and UK (1%)

2,656 MWp

UNDER SERVICE

766

SITES

9.4%

OF TOTAL CAPACITY IN FRANCE

690+

PROJECT COMPANIES

TECHNICAL
AND/OR
COMMERCIAL
ASSET
MANAGEMENT

BRAND

Auo	Renesola
B P Solar	Scheuten Integra
BenQ	Schüco
Bosch Solar	SD Power
BP Solar	SolarEdge
Canadian Solar	Solarworld
Csun	Sopray
Daqo	Sunowe Solar
ET Solar	Sunpower
First Solar	Suntech Power
FranceWatts	SunVivo
FT Solaire	Talesun
IBC Solar	Tenesol
Jetion	Trina Solar
Jinko Solar	Universal
Phono Solar	Upsolar
Photowatt	Vmh Energies
Q-Cells	Voltec Solar
REC	Other

Hydropower & Battery Storage



Entered hydro and battery storage markets in 2021
Battery storage market share: France (30% capacity)

90 MW UNDER SERVICE	HYDROPOWER PLANTS	
	TURBINE TYPES	OEM
	Francis	Andritz
		Escher Wyss
14 SITES	Pelton	HPP
		Hydrorealisation
	Kaplan	Mecamidi
		Toye
10 HYDROPOWER PLANTS		Zeco
	Capacity	15 MW
	STORAGE PLANTS	
	BATTERY CONTAINERS	OEM
4 BATTERY STORAGE FACILITY	27	SAFT
	Capacity	90 MW

Asset Management

Safe, Reliable, Fit-for-purpose



• TECHNICAL

- Performance analysis
- Monitoring & Reporting
- Warranty management
- PPA¹ monitoring
- ESG² Reporting
- Permitting compliance



• SITE MANAGEMENT

- Contractor management
- Stakeholder management
- Site custody
- Statutory inspections
- HSE³ compliance



• COMMERCIAL

- Contracts Management
- Directorship mandates
- Insurance
- Off-taker management
- Procurement
- Project compliance



• FINANCIAL

- Accounting
- Cash management
- Company secretarial
- Lender Compliance
- Forecasting & budgeting
- Lender compliance



24/7 OPERATIONAL CONTROL

- Site access & egress management
- Emergency response in local language
- Live grid monitoring
- Control Point services
- ICPE⁴ and WTSR⁵ compliance

¹ Power Purchase Agreement

² Environmental & Social Governance

³ Health & Safety, Environment

⁴ Installations Classées pour la Protection de l'Environnement

⁵ Wind Turbine Safety Rules

Specialist Services

Ensuring you get the most out of your assets



• TECHNICAL ADVISORY

- Due-diligence
- Performance Analysis
- Technical Opinions
- HSEQ Audits



• TECHNICAL INSPECTIONS

- End of Warranty
- Commissioning
- Bespoke Testing & Measurements
- HSEQ Checks



• PROCUREMENT & TENDERING

- Sourcing
- Tendering
- Contracting



• INSURANCES

- Policy Audits
- Brokerage
- Claims Management

Software As A Service



Market-leading asset monitoring, performance and analysis platform



Complete overview
of your assets



Best health KPIs
for asset managers



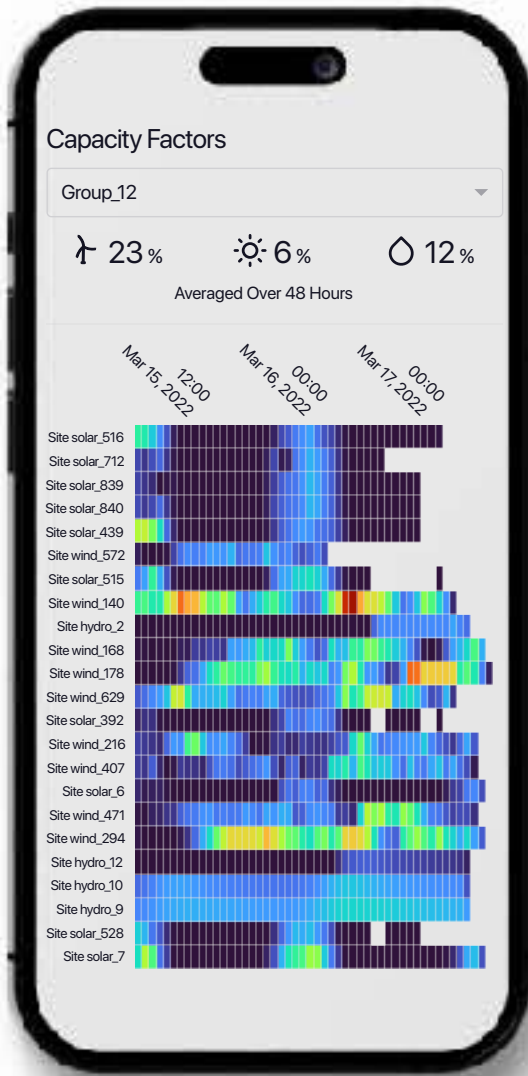
By Experts
For Experts



Secured & adapted
to you



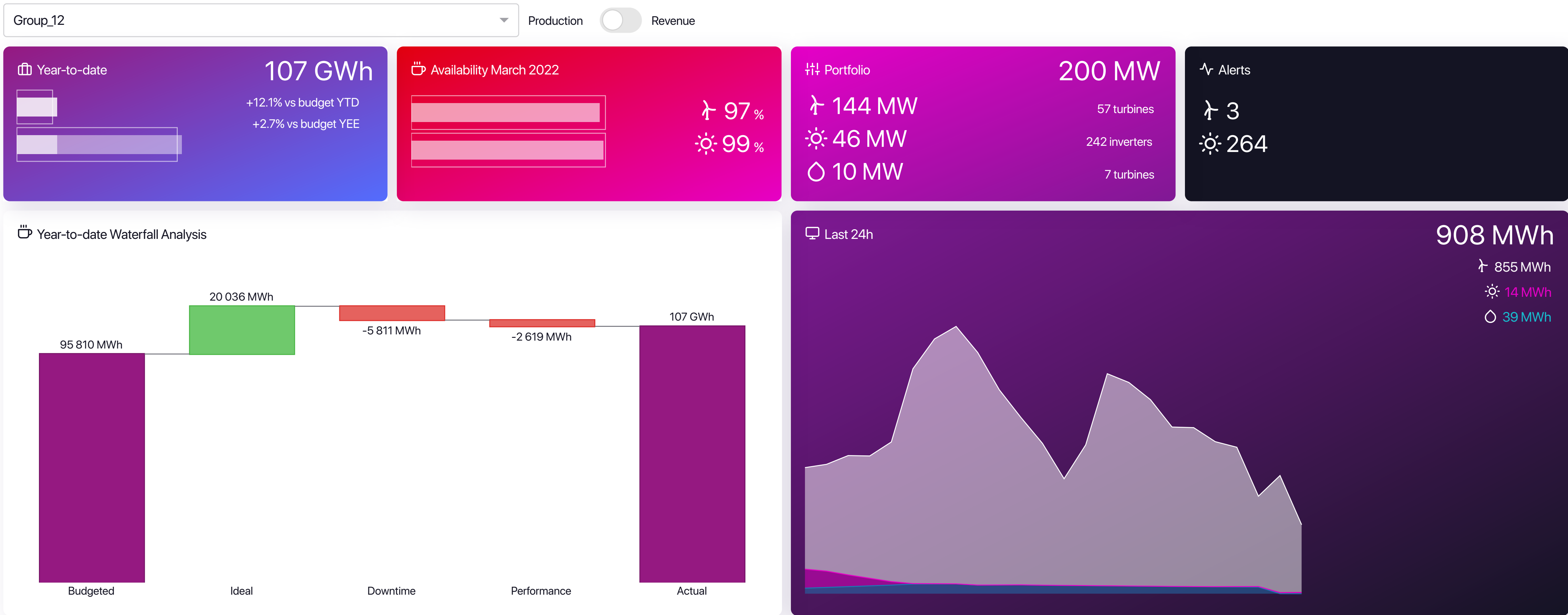
DESKTOP
and MOBILE



Software As A Service



Securing data, minimising clicks, enhancing visibility, delivering trust



They trust WPO





In the business of positive energy

This document contains proprietary and confidential information which is provided on a commercial in confidence basis. No part of this document may be reprinted or reproduced without the express consent of WPO.

Quoted figures and statistics pertaining to WPO's operations are taken from company records relating to January 2023.

WPO accepts no responsibility whatsoever in respect of or arising out of or in connection with the contents of this document. If others choose to rely in any way on the contents of this document they do so entirely at their own risk.

WPO does not make any representation or warranty, express or otherwise as to the accuracy or completeness of the data used in this document, and nothing contained herein is, or shall be relied upon, as a promise or representation, whether as to the past or the future in respect of that data.

© Copyright 2023 WPO SAS